



District Report Card: 2017


State: Punjab	District: Muktsar
Class: 3	Subject: Language
Schools: 61	Students: 989


Participation/Coverage


Students

 GENDER	Boys		Girls	
	Number	%	Number	%
	505	51.06	484	48.94

 AREA	Rural		Urban	
	Number	%	Number	%
	876	88.57	113	11.43

 CATEGORY	SC		ST		OBC		GEN	
	Number	%	Number	%	Number	%	Number	%
	849	85.84	0	0.00	82	8.29	58	5.86

 CWSN	LD	VI	HI	S&LD	ID	Oth
	1	1	5	4	6	9

 Management	Government		Government-aided	
	Number	%	Number	%
	952	96.26	37	3.74

Average Performance of Students in Language (%)

Overall	Gender		Area		Management		Social Group			
	Male	Female	Rural	Urban	Govt.	Aided	SC	ST	OBC	GEN
49.42	49.17	49.68	49.47	49.09	49.01	60.18	49.10	0.00	49.27	54.37

Performance on Learning Outcomes (LOs)

Learning Outcomes	Description	Average Performance(%)
L304	Reads small texts with comprehension i.e., identifies main ideas, details, sequence and draws conclusions	51.12
L312	Reads printed scripts on the classroom walls: poems, posters, charts etc.	46.03

Range of Performance of Students who Answered Correctly							
Below 30%		30% - 50%		50% - 75%		Above 75%	
Number	%	Number	%	Number	%	Number	%
262	26.49	266	26.90	271	27.40	190	19.21

Lowest Performing Learning Outcomes (LOs)

1 - Reads printed scripts on the classroom walls: poems, posters, charts etc. (46.03)

2 - Reads small texts with comprehension i.e., identifies main ideas, details, sequence and draws conclusions (51.12)